




Phraseanet
by  LCHEMY



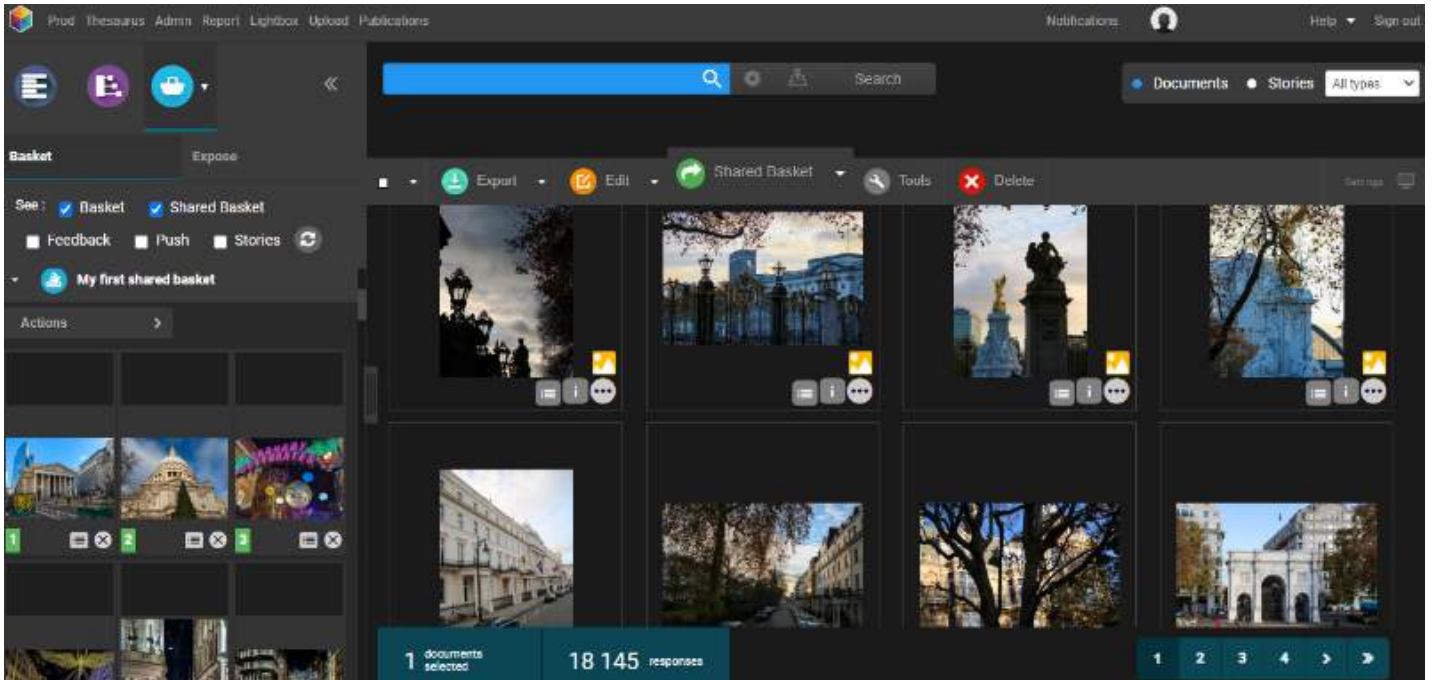
New features guide
Phraseanet V4.1.6

THE SHARED BASKETS

- **Create a basket**

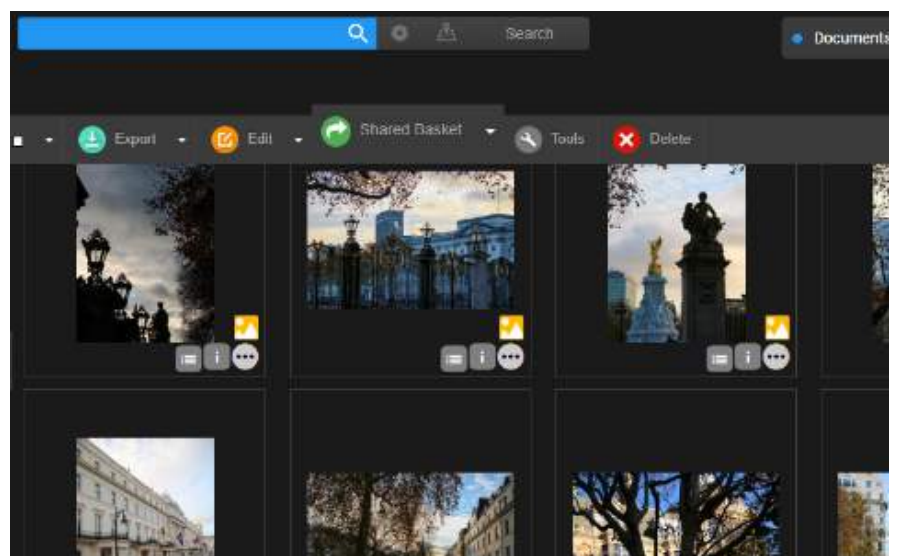
With release 4.1.6, you may **create baskets and share** them with other DAM users.


You now see the **"Share Basket" button** on your action bar in *Production*.



Like all other actions in Phraseanet:






- Select documents from the result zone, then
- Click on the "Shared basket" button from the action bar.



You can also **create a basket** first, then click on the **basket menu**  in order to share it by clicking on 'Sharing basket'.



Finding your way with icons:

-  A simple basket
-  A basket I have shared with users
-  A basket that has been shared with me
-  A basket I have sent for feedback
-  A basket where I was asked for feedback

- **Share a basket**

Share it with one or several users, or using the lists.



-Add an expiration date

Choose an **expiration date for the basket**, if you wish to add one. Upon expiration, the basket will disappear from the users' basket zone.

On the opposite, leave the date field blank for an **unlimited time**.

-Add rights for the users

Give the right to **download** (or not) the HD, and/or the possibility to modify this basket.

If you give the right to **modify**, this means that the recipient will get the right to add / remove items from the basket!



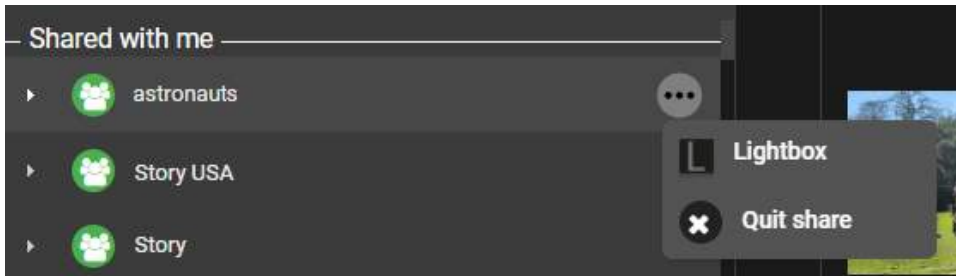
Right to modify (gray: inactive / green: active)



Right to download (gray: inactive / green: active)

The recipient of the basket may leave the sharing.

In order to do so, go to the basket zone, click on the menu (... on the right of the basket title) and click on **Quit share**. The basket will disappear.



- **A few more tips**

- The right to generate shared baskets is linked to the "Push" right on a collection.
- A shared basket cannot be re-shared by one of the users. Only the basket owner can manage the users and their rights on his basket.

- **Request a feedback on the basket**

Furthermore, we have added an option: **you can also request a feedback** on a shared basket.

In order to do so, click on this  which will become pink 



Among the choices of the basket owner, **he can give the right to a user to download** the HD (download icon), to **modify** the basket content (pencil), the right to **participate** to the feedback (dialog) and to **view the other users' choices** about this feedback (team icon).

Enter an **end date for this feedback**.

Finally, click on the dialog icon next to the megaphone if **you** wish to **participate** in the feedback yourself (it changes from grey to pink).



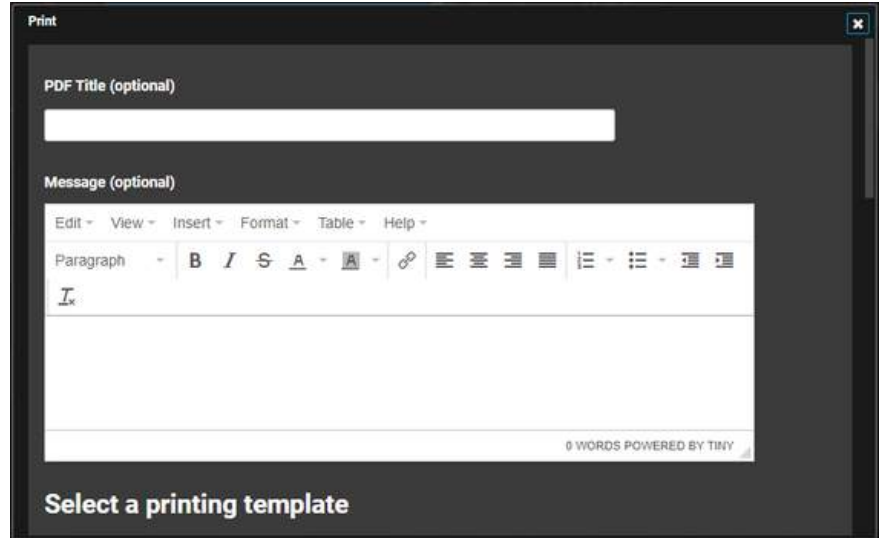
Click on **Save** to proceed to the next step and eventually **send and notify the users**. Two checkboxes allow to send with an acknowledgement of receipt or to schedule an automatic retry for the users who still haven't sent their votes.

NEW OPTIONS FOR PRINTED PDF

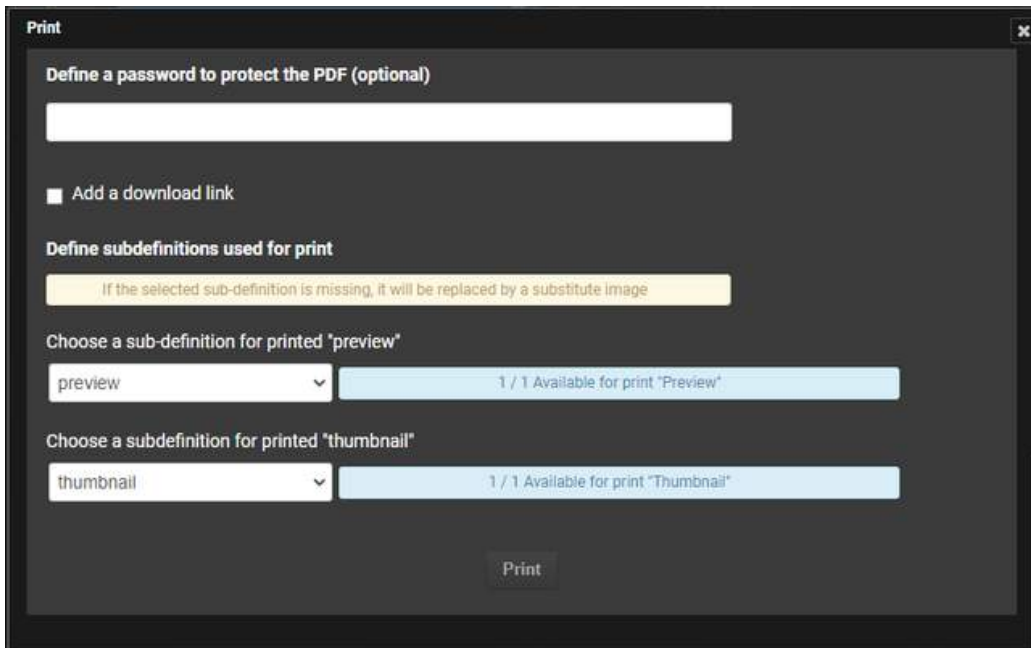
- Add a title and description

In Phraseanet 4.1.6, it is now possible to add a title and a message to the document.

This new information creates a cover page for your PDF.



- Protect your data



Need to protect your documents?

Define a password to access the PDF.

- Add a download link

Another new feature: **add a download link in your PDF** pointing on the subdefinition of your choice and download it.

This link **may be limited in time.**

Print

✓ Add a download link

document 1 / 1 Define the downloaded subdefinition

Leave the duration empty for a permanent validity

Validity period of the download link

2 Day

Definition of the name of downloaded files

Document title

Original file name

Define subdefinitions used for print

If the selected sub-definition is missing, it will be replaced by a substitute image

Choose a sub-definition for printed "preview"

preview 1 / 1 Available for print "Preview"

Choose a subdefinition for printed "thumbnail"

- **Choose the subdefinitions to use for the print**

Select the subdefinitions to use for the print. By default, the "Preview" for previews, the "Thumbnail" for thumbnails. But you can choose any of them, for example one of your choice with a watermark.

1 Public

[Download link](#)

Record Title : On the road / Lofoten islands - 3598
Record Id : 3598
Base Name : Aurelie
Original file name : lofoten-panorama2.JPG
Document Unique Id : 93a2d6a6-8ebf-4a6c-ab66-9bb547b32b27

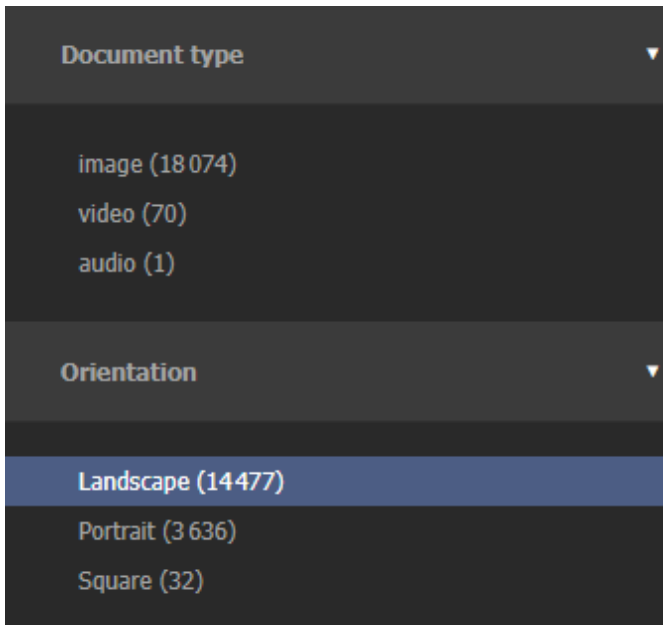
Objet : Trip to the Lofoten islands
Keywords : Ramberg ; mountains ; Norway ; road ; trip
Date : 2010/06/11
Ville : Ramberg
Region : Nord-Norge
Pays : Norvège
Titre : On the road / Lofoten islands
Credit : Jennifer Guerin Piva / Alchemy

*On the left:
An example for a PDF with its caption
and download link*

NEW ORIENTATION FACET

A **new facet** is now displayed in *Phraseanet Production*: **Orientation** of the document.

Select the desired value (landscape, portrait, square...) to search and display documents.



PUBLICATIONS

Click on the icon on the left side, at the top of a publication you own.

A checkbox "Notify users about this publication" displays **the number of subscribed users** before you send it.

DISCONNECT USERS

You have the possibility to **disconnect a user from the DAM**, directly from the real time users dashboard.